


SeaLine[®] cables & services
for commercial shipbuilding



*Applications
as multifaceted
as the ocean.*

Marine





Market portrait Marine

Our solutions for marine applications

With the market Marine, BizLink provides the customers with all the expertise of a global enterprise, focused on the needs of the shipbuilding industry. With an extensive portfolio of products and services, BizLink will assist you across the entire lifecycle of your projects – worldwide.

As a strong partner, BizLink offers application-specific cables and cable system solutions meeting national and international standards. You can trust in the well-founded sector and product knowledge as well as many years of experience.

Innovative quality products, prove and project-related system solutions, as well as highest availability and sustainable service management are matter of course for BizLink.

	Page
Market portrait Marine	2
BizLink SeaLine® range of services	4
Ethernet (category) cables with functional integrity during fire (PH 180)	6
Ethernet (category) cables for installation in ATEX environment	8
Ethernet (category) arctic cables	10
Ethernet (category) 4-pair cables	11
Ethernet (category) 2-pair cables	12
Ethernet multipair cables	13
Ethernet (category) Duplex data cables	14
Ethernet-Link cables	15
PROFIBUS cables	16
CAN Bus cables	17
Fieldbus cables	18
KNX / EIB Bus cables	19
RS485 Bus cables	20
MOD Bus cables	21
AS-Interface cables	22
Digital CCTV camera cables	23
Coaxial cables	24
Installation wires	25
Power cables 0.6/1 kV	26
Control cables	27
High temperature cables	28
Hybrid cables	32
Cable systems	33
Onboard services	34
AWG dimensions	35
Colour code	36
Abbreviation of the core colours	37
About BizLink Group	38
Sales network Marine – worldwide	39

BizLink SeaLine® range of services

Yet in this exceptionally demanding market, BizLink has specialised in one thing above all > **THE BEST SOLUTION FOR YOU.**

The outstanding properties of our cable types at a glance

> **THE RIGHT SOLUTION FOR EVERY APPLICATION**

SeaLine® cable properties

BizLink SeaLine® product range

[Fire resistant cables >](#)

[Explosion proof cables >](#)

[Ethernet category cables \(Cat 5,6,7\) >](#)

[Bus cables >](#)

[CCTV camera cables >](#)

[Coaxial cables >](#)

[Installation cables >](#)

[BWTs cables >](#)

[Control cables >](#)

[High temperature cables >](#)

[Hybrid cables >](#)

[Cable systems >](#)

[Onboard services >](#)

BizLink SeaLine® cables and cable systems for commercial ship building are exposed to very widely varying and sometimes extreme ambient conditions.

With BizLink's extensive knowledge, they offer the customers products that will match these extraordinary requirements at any time.

From fire protection and high temperature applications to bus cable systems and through to high requirements in terms of resistance to oil or suitability for trailing and submersion, the developments set the highest standards.



CPR approved



Halogen free



Mud resistant



Oil resistant



Rodent protection



High temperature resistant



Heat resistant



UV resistant

DATA CABLES WITH FUNCTIONAL INTEGRITY FOR USE ON SHIPS AND MARITIME PLANTS



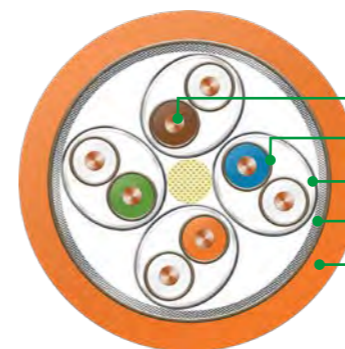
BizLink offers an adapted RJ-45 connector system including the tools needed for assembly for these new cables

BizLink SeaLine® data cables with functional integrity boast excellent data transmission during normal shipboard operation, but simultaneously ensure reliable, continued data transfer in the event of a fire for a period of at least 180 minutes.

These cables are on principle halogen free and, in the event of fire, generate low smoke density as well as low corrosiveness of the fumes.

BizLink thereby makes an important contribution to increasing personal safety and ensuring effective emergency operation on board ships and other maritime structures.

BizLink SeaLine® Ethernet (category) cables with functional integrity during fire (PH 180) CAT 7, CAT 6A, CAT 6, CAT 5e



- Conductor > Bare copper wire
- Insulation > Foamed Polythylene (PE) / Fire resistant layer
- Screen > Aluminated foil
- Shield > Tin-plated copper braid / Fire resistant layer
- Outer jacket > FRNC (SHF1, SHF2, mud res)



APPLICATION >

Data cables with functional integrity during fire over 180 minutes, for fixed installation on and below deck of commercial ships without constant exposure to oil, grease and other lubricants.

The cables meet the technical requirements of the standards in accordance with IEC 600092-350, IEC 60092-360, IEC 60092-376, IEC 60092-379, EN 50289-4-16

BURNING CHARACTERISTICS >

IEC 60332-1-2, IEC 60332-3-22, IEC 61034-1-2, IEC 60754-1 & -2, IEC 60331-23, EN 50200

TECHNICAL DATA >

Loop resistance	≤ 150 mΩ/km
Transit time	≤ 5.3 ns/m
Insulation resistance	≥ 500 MΩ · km
Characteristic Impedance (1-100 MHz)	100 ± 15 Ω
Testing voltage (core/core/shield)	700 V

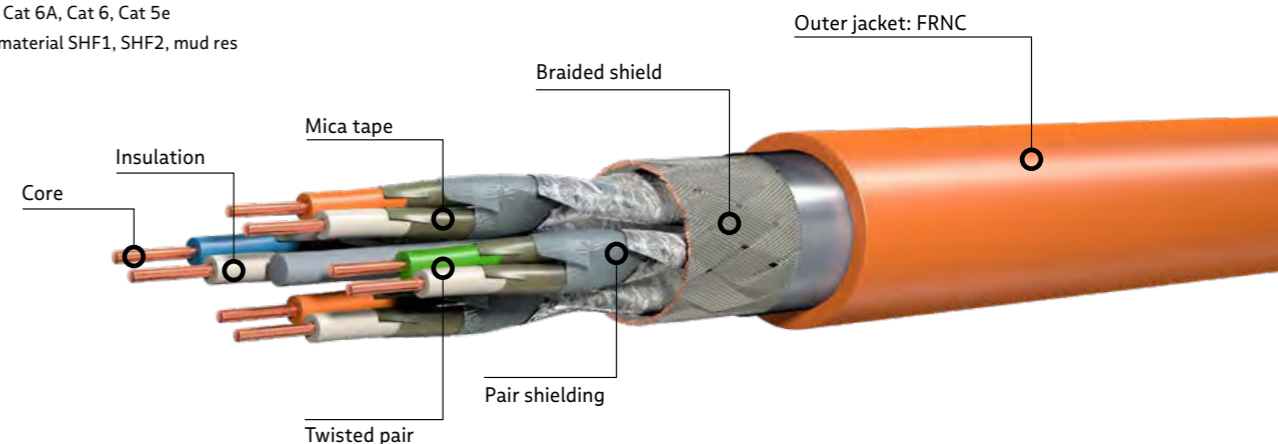
MECHANICAL PROPERTIES >

Temperature range	during operation	-25 °C to +80 °C
	during installation	-10 °C to +80 °C
Bending radius	during operation	10 × D
	during installation	7.5 × D

CABLE CONSTRUCTION

Type designation	Order no.
O2YS(FE)C(FE)H 4×2×0.6/1.67-100 PIMF OG	L45467-J416-C626
O2YS(FE)C(FE)H 4×2×0.6/1.67-100 PIMF BK	L45467-J416-C616

Available from AWG22/1 up to AWG26/7
 Available with metal covering SWB or SWA, galvanized steel
 Available for Cat 7, Cat 6A, Cat 6, Cat 5e
 Available in jacket material SHF1, SHF2, mud res



DATA CABLES FOR POTENTIALLY EXPLOSIVE ATMOSPHERES (ATEX)

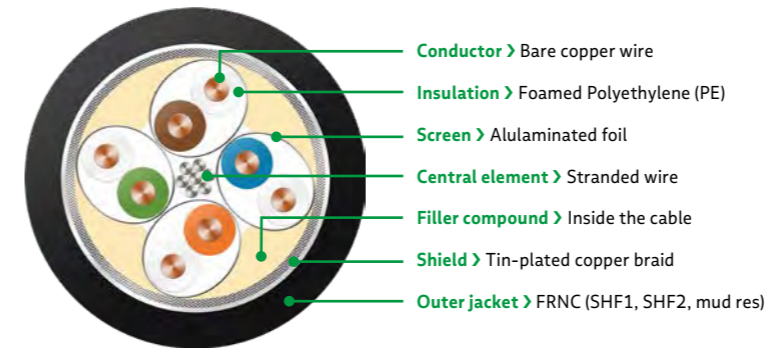


ATEX cables are specifically designed and certified to be used in environments where there is a risk of explosion due to the presence of flammable gases, vapors or mists.

The ATEX cables must comply with specific ATEX directives and standards to ensure their safety in explosive atmospheres. The certification process involves testing and assessing the cables' ability to operate safely in these environments.

BizLink thereby makes an important contribution to increasing safety on board ships and other offshore structures.

BizLink SeaLine® Ethernet (category) cables for installation in ATEX environment CAT 7, CAT 6A, CAT 6, CAT 5E



APPLICATION >

High-speed Ethernet data cables for installation between explosive and non-explosive areas in ships (LNG application between ATEX Zone 1 and 2), for fixed installation on and below deck of commercial ships without constant exposure to oil, grease and other lubricants.

The cables meet the technical requirements of the standards in accordance with IEC 600092-350, IEC 60092-360, IEC 60092-376, IEC 60092-379, IEC 60079-14 (Annex E).

BURNING CHARACTERISTICS >

IEC 60332-1-2, IEC 60332-3-22, IEC 61034-2, IEC 60754-1 & -2

TECHNICAL DATA >

Loop resistance	≤ 140 mΩ/km
Transit time	≤ 5.13 ns/m
Insulation resistance	≥ 500 MΩ·km
Characteristic Impedance (1–100 MHz)	100 ± 15 Ω
Testing voltage (core/core/shield)	700 V

MECHANICAL PROPERTIES >

Temperature range	during operation	-25 °C to +80 °C
	during installation	-10 °C to +80 °C
Bending radius	during operation	10 × D
	during installation	7.5 × D

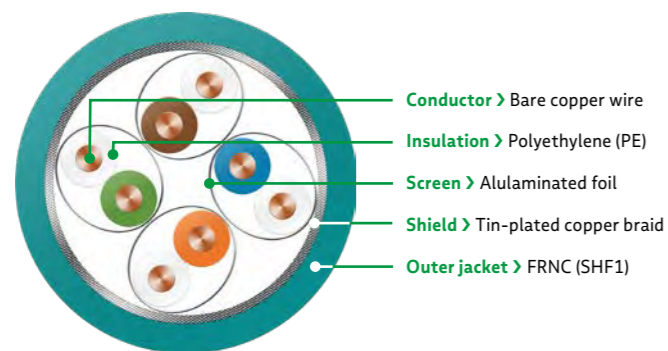
CABLE CONSTRUCTION

Type designation	Order no.
02YSFCH 4x2x0.6/1.43-100 PIMF SW	L45467-J416-C796

Available from AWG22/1, 23/1, 24/1
 Available with metal covering SWB or SWA, galvanized steel
 Available for for Cat 7, Cat 6A, Cat 6, Cat 5e
 Available in jacket material SHF1, SHF2 mud res

BizLink SeaLine® Ethernet (category) arctic cables

CAT 6, CAT 6A, CAT 7



APPLICATION >

Ethernet data cables with a temperature behaviour down to -65 °C. These cables can be installed in all types of ships e.g. in ice breakers, container vessels, tankers or expedition cruise liners. The cables are suitable for installation inside and outside the vessels. The cables meet the technical requirements of the standards in accordance with IEC 600092-350, IEC 60092-360, IEC 60092-376, IEC 60092-379.

BURNING CHARACTERISTICS >

IEC 60332-1-2, IEC 60332-3-22

TECHNICAL DATA >

Insulation resistance	≥500 MΩ·km
Characteristic Impedance (1-100 MHz)	100 ± 5 Ω
Testing voltage (core/core/shield)	700 V

MECHANICAL PROPERTIES >

Temperature range	
during operation	-65 °C to +80 °C
during installation	-65 °C to +80 °C
Bending radius	
during operation	10 × D
during installation	7.5 × D

Cross section and type of wires	Data transmission rate	Type of sheathing material
AWG 22/1	Cat 6 / Cat 6A / Cat 7	SHF1
AWG 22/7		
AWG 23/1		
AWG 23/7		
AWG 24/1		
AWG 24/7		
AWG 26/1		
AWG 26/7		

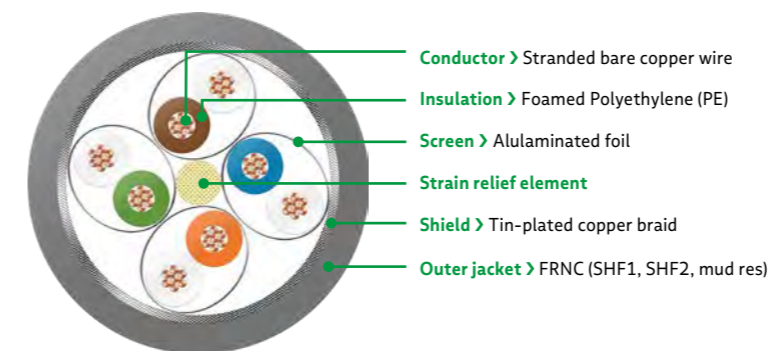
All types optional available with armor steel (steel wire braid).

CABLE CONSTRUCTION

Type designation	Order no.
O2YSCH 4x2x0.6 / 1.43-100 PIMF TQ	L45467-J416-C1036

BizLink SeaLine® Ethernet (category) 4-pair cables

CAT 7, CAT 6A, CAT 6



APPLICATION >

Ethernet data cables for fixed installation on and below deck of commercial ships without constant exposure to oil, grease and other lubricants. The cables meet the technical requirements of the standards in accordance with IEC 600092-350, IEC 60092-360, IEC 60092-376, IEC 60092-379.

BURNING CHARACTERISTICS >

IEC 60332-1-2, IEC 60332-3-22, IEC 61034-2, IEC 60754-1 & -2

TECHNICAL DATA >

Transit time	≤5.3 ns/m
Insulation resistance	≥500 MΩ·km
Characteristic Impedance (1-100 MHz)	100 ± 15 Ω
Testing voltage (core/core/shield)	700 V

MECHANICAL PROPERTIES >

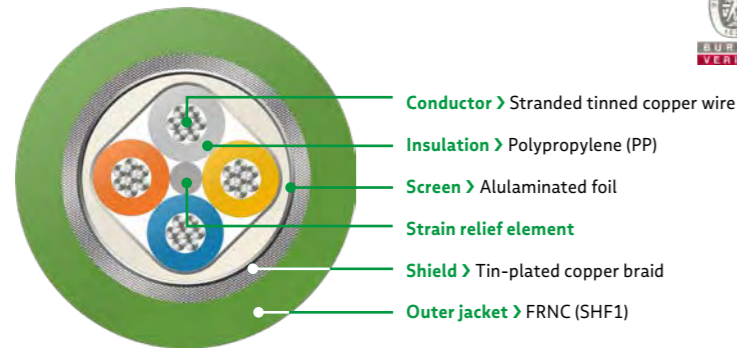
Temperature range	
during operation	-25 °C to +80 °C
during installation	-10 °C to +80 °C
Bending radius	
during operation	10 × D
during installation	7.5 × D

Cross section and type of wires	Data transmission rate	Type of sheathing material
AWG 22/1	Cat 6 / Cat 6A / Cat 7	SHF1 / SHF2 / mud res
AWG 22/7		
AWG 23/1		
AWG 23/7		
AWG 24/1		
AWG 24/7		
AWG 26/1		
AWG 26/7		

All types optional available with armor steel (steel wire braid).

BizLink SeaLine® Ethernet (category) 2-pair cables

CAT 5e ES



- Conductor > Stranded tinned copper wire
- Insulation > Polypropylene (PP)
- Screen > Aluminated foil
- Strain relief element
- Shield > Tin-plated copper braid
- Outer jacket > FRNC (SHF1)



APPLICATION >

Ethernet data cables for fixed installation on and below deck of commercial ships without constant exposure to oil, grease and other lubricants with PROFINET characteristics.

The cables meet the technical requirements of the standards IEC 600092-350, IEC 60092-360, IEC 60092-376, IEC 60092-379.

BURNING CHARACTERISTICS >

IEC 60332-1-2, IEC 60332-3-22, IEC 61034-2, IEC 60754-1 & -2

TECHNICAL DATA >

Loop resistance	≤120 mΩ/km
Transit time	≤5.3 ns/m
Insulation resistance	≥500 MΩ·km
Characteristic Impedance (1–100 MHz)	100 ± 15 Ω
Testing voltage (core/core/shield)	1500 V

MECHANICAL PROPERTIES >

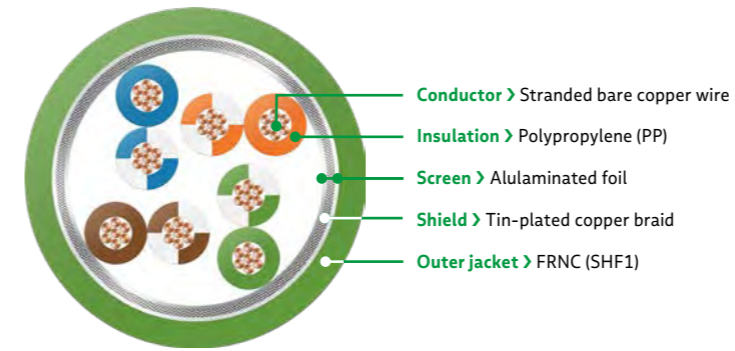
Temperature range	
during operation	-25 °C to +80 °C
during installation	-10 °C to +80 °C
Bending radius	
during operation	10 × D
during installation	7.5 × D

CABLE CONSTRUCTION

Type designation	Order no.
9YH(ST)CH 2×2×0.75/1.5-100 LI GN VZN	L45467-J16-B26

BizLink SeaLine® Ethernet multipair cables

CAT 5e ES



- Conductor > Stranded bare copper wire
- Insulation > Polypropylene (PP)
- Screen > Aluminated foil
- Shield > Tin-plated copper braid
- Outer jacket > FRNC (SHF1)



APPLICATION >

Ethernet data cables for fixed installation on and below deck of commercial ships without constant exposure to oil, grease and other lubricants.

The cables meet the technical requirements of the standards in accordance with IEC 600092-350, IEC 60092-360, IEC 60092-376, IEC 60092-379.

BURNING CHARACTERISTICS >

IEC 60332-1-2, IEC 60332-3-22, IEC 61034-2, IEC 60754-1 & -2

TECHNICAL DATA >

Transit time	≤5.3 ns/m
Characteristic Impedance (1–100 MHz)	100 ± 15 Ω
Testing voltage (core/core/shield)	700 V

MECHANICAL PROPERTIES >

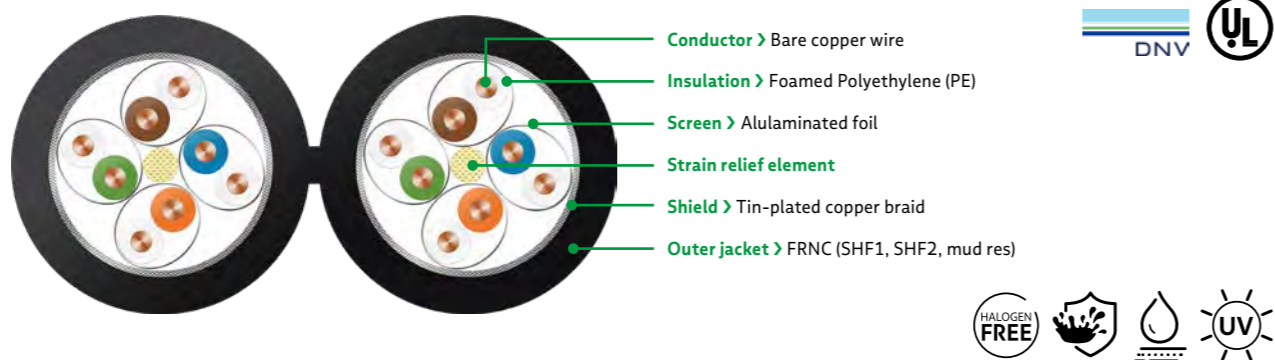
Temperature range	
during operation	-25 °C to +80 °C
during installation	-10 °C to +80 °C
Bending radius	
during operation	10 × D
during installation	5 × D

CABLE CONSTRUCTION

Type designation	Order no.
9Y(ST) CH 4×2×AWG 24/7 LI GN FRNC	L45467-J816-B6
9Y(ST) CH 4×4×AWG 24/7 LI GN FRNC	L45467-J17-B26
9Y(ST) CH 4×4×2×AWG 24/7 LI GN FRNC	L45467-J16-B76
9Y(ST) CH 8×4×2×AWG 24/7 LI GN FRNC	L45467-J16-B86
9Y(ST) CH 4×2×AWG 22/7 LI GN FRNC	L45467-J817-B6
9Y(ST) CH 4×4×AWG 22/7 LI GN FRNC	L45467-J817-B16
9Y(ST) CH 4×4×2×AWG 22/7 LI GN FRNC	L45467-J817-B46
9Y(ST) CH 8×4×2×AWG 22/7 LI GN FRNC	L45467-J817-B56
LI09YS(ST)CH 4×2×0.15/0.98 GN	L45581-B42-Y269

BizLink SeaLine® Ethernet (category) Duplex data cables

CAT7, CAT6A, CAT6



APPLICATION >

Especially for shipbuilding, duplex data cables that are particularly suitable for space-saving installation in network cabinets. Instead of two cables, only one network cable is laid, which saves considerable time during installation and assembly.

In addition, there is often very small space in the network cabinet. If more components are integrated more space is required. The cables meet the technical requirements of the standards in accordance with IEC 600092-350, IEC 60092-360, IEC 60092-376, IEC 60092-379, IEC 60079-14 (Annex E).

BURNING CHARACTERISTICS >

IEC 60332-1-2, IEC 60332-3-22, IEC 61034-2, IEC 60754-1 & -2

TECHNICAL DATA >

Loop resistance	≤140 mΩ/km
Insulation resistance	≥500 MΩ·km
Operating voltage (peak)	≤100 V
Characteristic Impedance at 100 MHz	100 ± 5 Ω
Testing voltage (core/core/shield)	700 V

MECHANICAL PROPERTIES >

Temperature range	
during operation	-40 °C to +80 °C
during installation	-30 °C to +80 °C
Bending radius	
during operation	8 × D
during installation	4 × D

BizLink SeaLine® Ethernet-Link cables

CAT 5e



APPLICATION >

Ethernet data cables with additional power cores for fixed installation on and below deck of commercial ships without constant exposure to oil, grease and other lubricants. The cables meet the technical requirements of the standards in accordance with IEC 600092-350, IEC 60092-360, IEC 60092-376, IEC 60092-379.

BURNING CHARACTERISTICS >

IEC 60332-1-2, IEC 60332-3-22, IEC 61034-2, IEC 60754-1 & -2

TECHNICAL DATA >

	Data pairs 0.43 mm ²	Power supply wires 1.5 mm ²
Loop resistance	≤120 mΩ/km	≤14 mΩ/km
Transit time	≤4.4 ns/m	
Insulation resistance	≥500 MΩ·km	≥20 MΩ·km
Charac. Impedance (1-100 MHz)	100 ± 15 Ω	
Testing voltage (core/core/shield)	700 V at rms 50 Hz 1 min	1000 V at rms 50 Hz 1 min

MECHANICAL PROPERTIES >

Temperature range	
during operation	-25 °C to +80 °C
during installation	-10 °C to +80 °C
Bending radius	
during operation	10 × D
during installation	7.5 × D

CABLE CONSTRUCTION

Type designation	Order no.
O2YSC H 2x4x2x0.6/1.43-100 PIMF SW	L45467-J816-C126

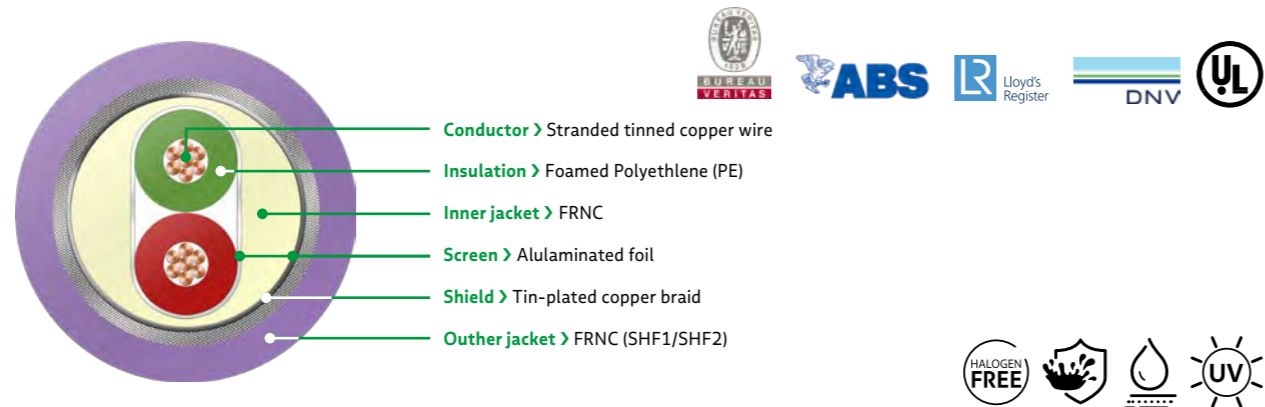
Additional AWG types available

CABLE CONSTRUCTION

Type designation	Order no.
O9YS(ST)C 2x2x0.75/1.5-100LI +LIH-ZCH 4x1x1.5 GN	L45467-J217-W16



BizLink SeaLine® PROFIBUS cables



APPLICATION >

PROFIBUS cable for fixed installation on and below deck of commercial ships without constant exposure to oil, grease and other lubricants.

The cables meet the technical requirements of the standards in accordance with IEC 600092-350, IEC 60092-360, IEC 60092-376.

BURNING CHARACTERISTICS >

IEC 60332-1-2, IEC 60332-3-22, IEC 61034-2, IEC 60754-1 & -2

TECHNICAL DATA >

Loop resistance	≤110 mΩ/km
Insulation resistance	≥16 GΩ·km
Characteristic Impedance (3-20 MHz)	150 ± 15 Ω
Capacity (1 kHz)	≈28.5 nF/km
Operating voltage	≤60 V
Testing voltage (core/core/shield)	1000 V

MECHANICAL PROPERTIES >

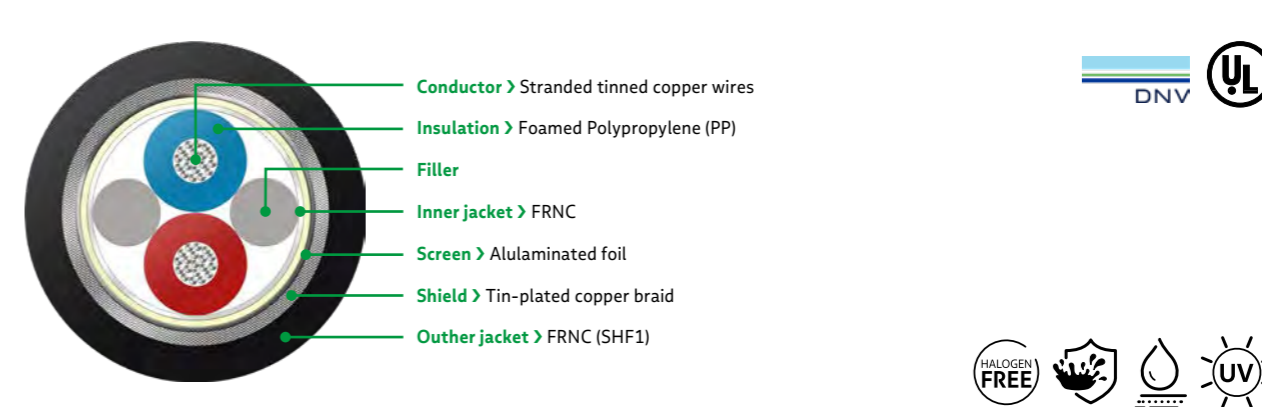
Temperature range	
during operation	-25 °C to +80 °C
during installation	-10 °C to +80 °C
Bending radius	
during operation	5 × D
during installation	10 × D

CABLE CONSTRUCTION

Type designation	Order no.
02YSH(ST)CH 1×2×0.75/2.55-150 LI VI FRNC	L45467-G17-C46 (SHF1)
02YSH(ST)CH× 1×2×0.75/2.55-150 LI VI FRNC	L45467-G17-C56 (SHF2)



BizLink SeaLine® CAN Bus cables



APPLICATION >

CAN Bus data cables for fixed installation on and below deck of commercial ships without constant exposure to oil, grease and other lubricants.

The cables meet the technical requirements of the standards IEC 600092-350, IEC 60092-360, IEC 60092-376.

BURNING CHARACTERISTICS >

IEC 60332-1-2, IEC 60332-3-22, IEC 61034-2, IEC 60754-1 & -2

TECHNICAL DATA >

Conductor resistance	≤44 mΩ/km
Insulation resistance	≥5 GΩ·km
Characteristic Impedance (1 MHz)	120 ± 18 Ω
Capacity	≈36 nF/km
Operating voltage (max.)	300 V
Testing voltage (core/core/shield)	5000 V

MECHANICAL PROPERTIES >

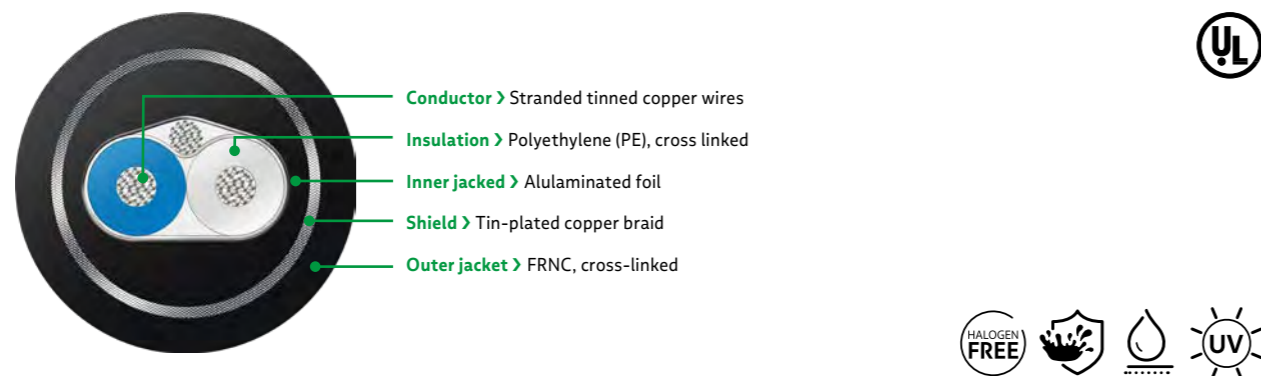
Temperature range	
during operation	-25 °C to +80 °C
during installation	-10 °C to +80 °C

CABLE CONSTRUCTION

Type designation	Order no.
09YSH(ST)CH 1×2×0.9/2.4	L45467-F19-C16
09YSH(ST)CH 2×2×0.9/2.2	L45467-F19-C26
09YSH 1×2×0.9/2.4-120 VZN LI PIMF	L45467-F219-W6



BizLink SeaLine® Fieldbus cables



APPLICATION >

Fieldbus cable for fixed installation on and below deck of commercial ships without constant exposure to oil, grease and other lubricants.

The cables meet the technical requirements of the standards in accordance with IEC 600092-350, IEC 60092-360, IEC 60092-376.

BURNING CHARACTERISTICS >

IEC 60332-1-2, IEC 60332-3-22, IEC 61034-2, IEC 60754-1 & -2

TECHNICAL DATA >

Conductor resistance	≤24 mΩ/km
Insulation resistance	≥200 MΩ·km
Characteristic Impedance (31.25 MHz)	100 ± 20 Ω
Operation Voltage	300 V
Testing voltage (core/core/shield)	1500 V

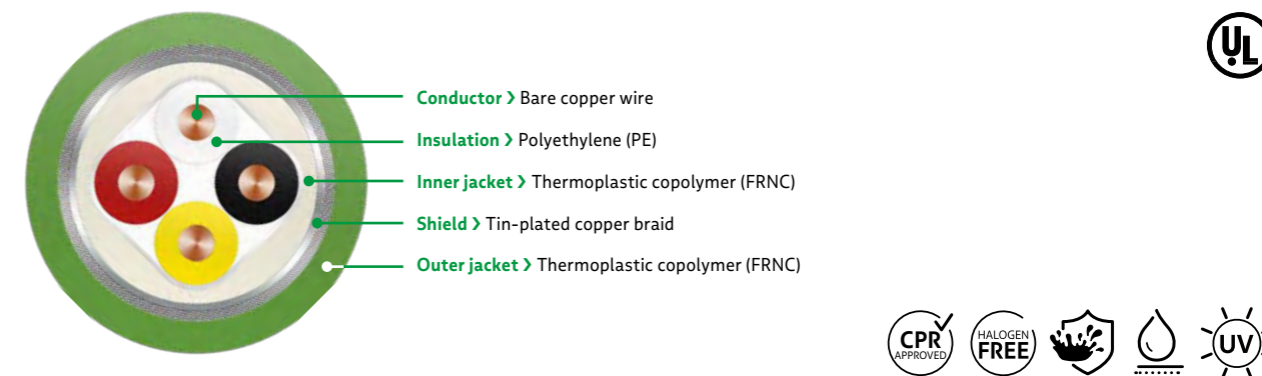
MECHANICAL PROPERTIES >

Temperature range	
during operation	-25 °C to +80 °C
during installation	-10 °C to +80 °C

CABLE CONSTRUCTION

Type designation	Order no.
2×(ST)H×(Z)H× 1×2×1.2/2.9-100 VZN LI	L45467-J20-B6
2×(ST)H×(Z)H× 2×2×1.2/2.9-100 VZN LI SW	L45467-J220-B6

BizLink SeaLine® KNX / EIB Bus cables



APPLICATION >

Bus cable for fixed installation on and below deck of commercial ships without constant exposure to oil, grease and other lubricants.

The cables meet the technical requirements of the standards in accordance with IEC 600092-350, IEC 60092-360, IEC 60092-376.

BURNING CHARACTERISTICS >

IEC 60332-1-2, IEC 60332-3-22, IEC 61034-2, IEC 60754-1 & -2, Fire class B2CA

TECHNICAL DATA >

Conductor resistance	≤37 mΩ/km
Insulation resistance	≥100 GΩ·km
Characteristic Impedance (1 MHz)	80 ± 18 Ω
Capacity	≤90 nF/km
Operating voltage (max.)	250 V
Testing voltage (core/core/shield)	500 V

MECHANICAL PROPERTIES >

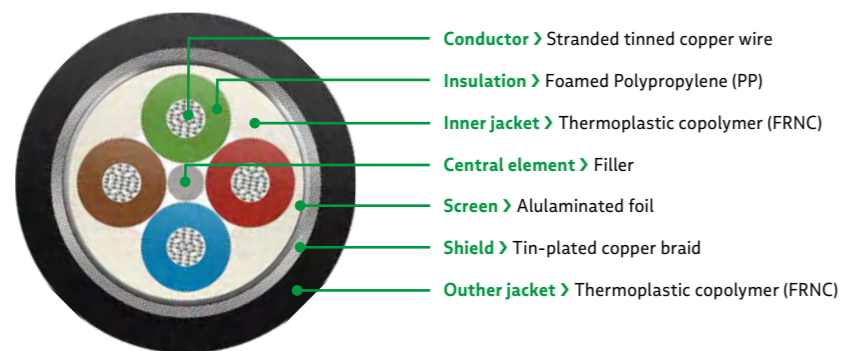
Temperature range	
during operation	-25 °C to +80 °C
during installation	-10 °C to +80 °C

CABLE CONSTRUCTION

Type designation	Order no.
J-HH(ST)CH 2×2×0.8 GN FRNC	L45480-F26-C77



BizLink SeaLine® RS485 Bus cables



APPLICATION >

Bus cable for fixed installation on and below deck of commercial ships without constant exposure to oil, grease and other lubricants.

The cables meet the technical requirements of the standards in accordance with IEC 600092-350, IEC 60092-360, IEC 60092-376.

BURNING CHARACTERISTICS >

IEC 60332-1-2, IEC 60332-3-22, IEC 61034-2, IEC 60754-1 & -2

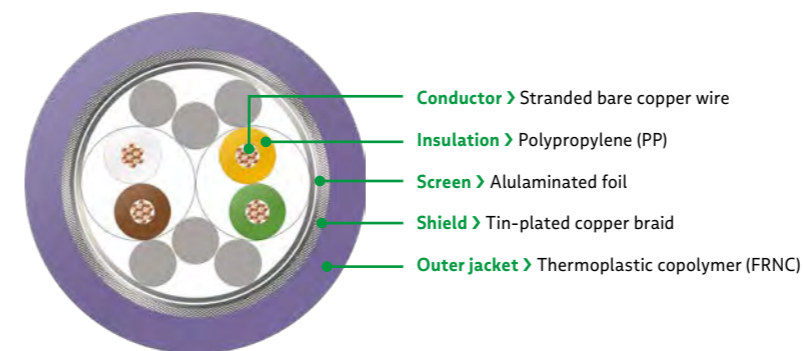
TECHNICAL DATA >

Conductor resistance	≤44 mΩ/km
Insulation resistance	≥5 GΩ·km
Characteristic Impedance (1 MHz)	120 ± 18 Ω
Capacity	≈36 nF/km
Operating voltage (max.)	300 V
Testing voltage (core/core/shield)	2000 V

MECHANICAL PROPERTIES >

Temperature range during operation	-20 °C to +80 °C
Temperature range during installation	-10 °C to +80 °C

BizLink SeaLine® MOD Bus cables



APPLICATION >

MOD bus cable for fixed installation on and below deck of commercial ships without constant exposure to oil, grease and other lubricants.

The cable meets the technical requirements of the standards in accordance with IEC 600092-350, IEC 60092-360, IEC 60092-376.

BURNING CHARACTERISTICS >

IEC 60332-1-2, IEC 60332-3-22, IEC 61034-2, IEC 60754-1 & -2

TECHNICAL DATA >

Conductor resistance	≤186 mΩ/km
Insulation resistance	≥5 GΩ·km
Characteristic Impedance (1 MHz)	100 ±20 Ω
Capacity	≈60 nF/km
Operating voltage (max.)	50 V
Testing voltage (core/core/shield)	1500 V

MECHANICAL PROPERTIES >

Temperature range during operation	-25 °C to +80 °C
Temperature range during installation	-10 °C to +80 °C

CABLE CONSTRUCTION

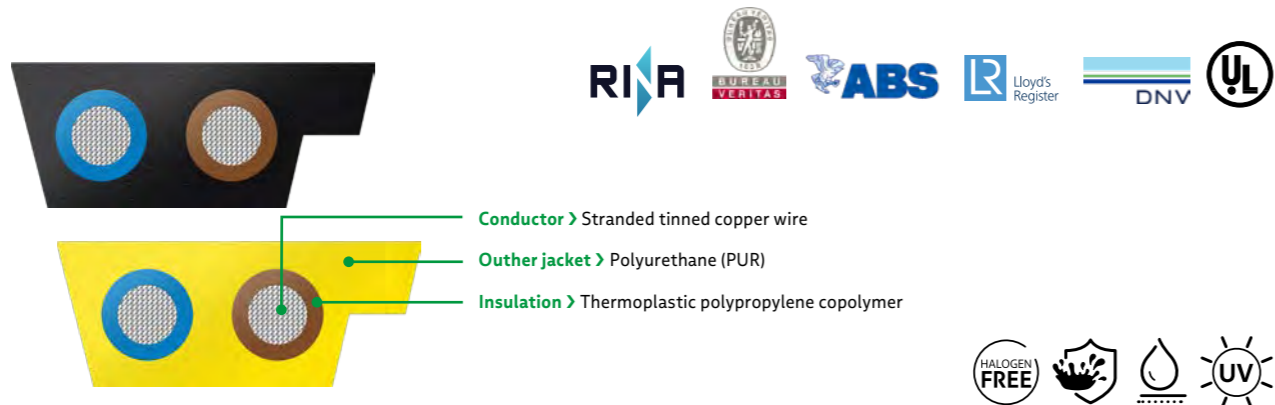
Type designation	Order no.
09YSH(ST)CH 2×2×0.9/2.2	L45467-F19-C26

CABLE CONSTRUCTION

Type designation	Order no.
2Y(ST)CH 2×2×0.6/1.3-100 LI VT	L45467-J216-B36



BizLink SeaLine® AS-Interface cables



APPLICATION >

AS-Interface cables for fixed installation on and below deck of commercial ships without constant exposure to oil, grease and other lubricants.

BURNING CHARACTERISTICS >

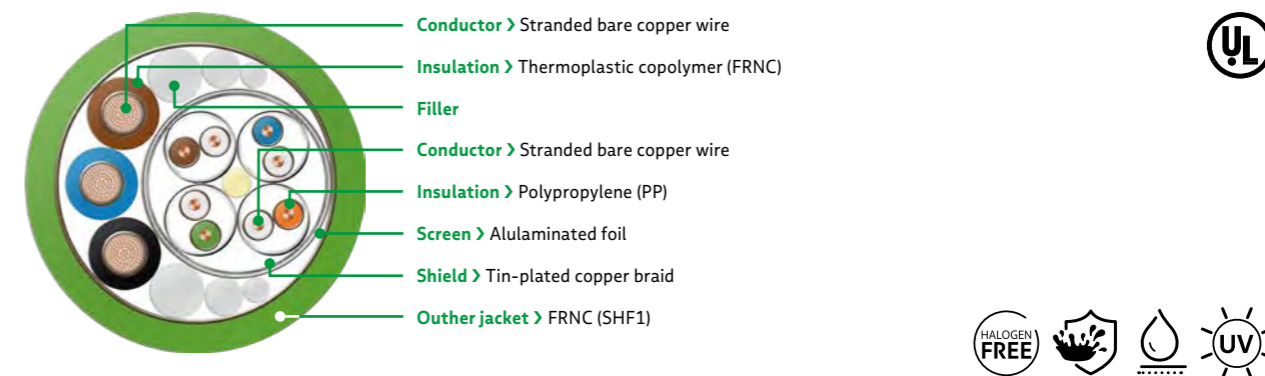
IEC 60332-1-2, IEC 60754

TECHNICAL DATA >

According to AS-Interface specifications.

CABLE CONSTRUCTION	
Type designation	Order no.
FLI-9Y11Y 2X1X1.5 VZN SW	L45587-M21-B48
FLI-9Y11Y 2X1X1.5 VZN GE	L45587-M21-B38
FLI-9Y11Y 2X1X2.5 VZN SW	L45587-M21-B208
FLI-9Y11Y 2X1X2.5 VZN GE	L45587-M21-B198

BizLink SeaLine® Digital CCTV camera cables



APPLICATION >

CCTV camera cable for fixed installation on and below deck of commercial ships without constant exposure to oil, grease and other lubricants.

The cables meet the technical requirements of the standards in accordance with IEC 600092-350, IEC 60092-360, IEC 60092-376.

BURNING CHARACTERISTICS >

IEC 60332-1-2, IEC 60332-3-22, IEC 61034-2, IEC 60754-1 & -2

TECHNICAL DATA >

Loop resistance	≤ 180 mΩ/km
Insulation resistance	≥ 5 GΩ · km
Transit time	≤ 5.3 ns/m
Capacity (1 kHz)	≈ 50 nF/km
Operating voltage	100 V
Testing voltage (core/core/shield)	1000 V

MECHANICAL PROPERTIES >

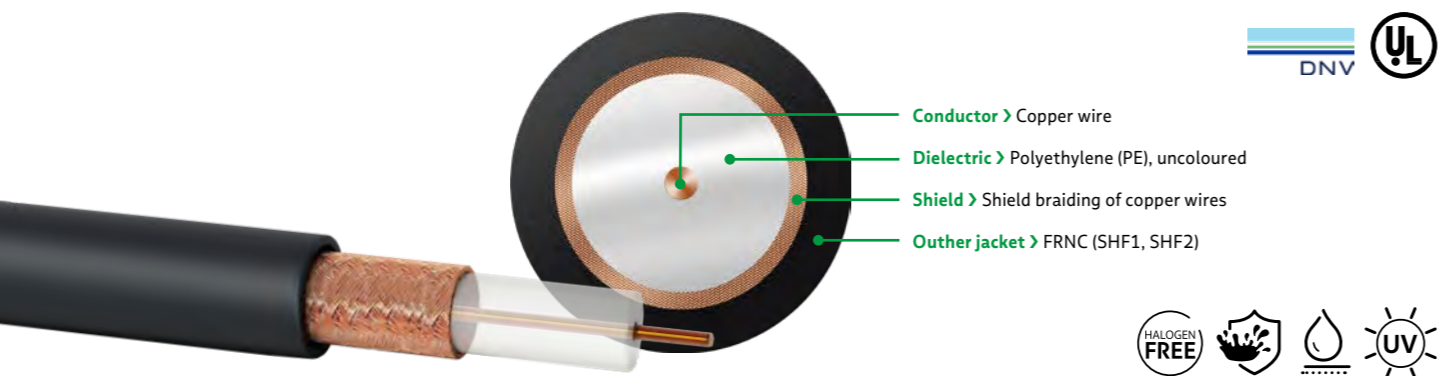
Temperature range	during operation	-25 °C to +90 °C
	during installation	-10 °C to +90 °C
Bending radius	during operation	7 × D
	during installation	5 × D

CABLE CONSTRUCTION	
Type designation	Order no.
L19Y(ST)C 4×2×0.6/1.2-100	L45467-J316-W6

Remark:
 For further information and cable types – visit our website >
<https://marine.bizlinktech.com/products-services/marine-cables/bizlink-sealiner-cctv-camera-cables/>



BizLink SeaLine® Coaxial cables



APPLICATION >

Coaxial cables for fixed installation on and below deck of commercial ships without constant exposure to oil, grease and other lubricants.

The cables meet the technical requirements of the standards in accordance with IEC 600092-350, IEC 60092-360, IEC 60092-376.

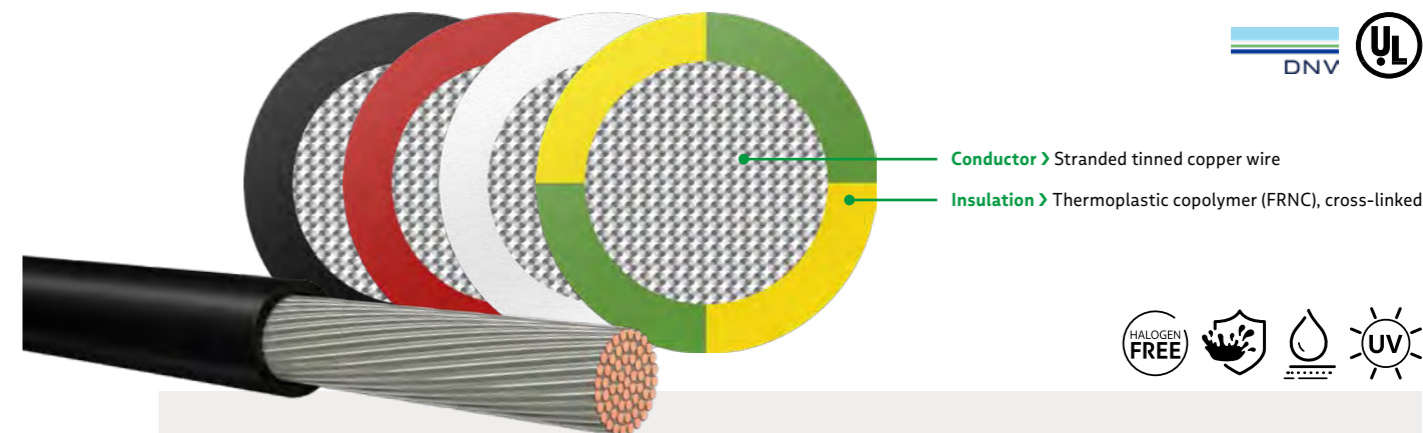
BURNING CHARACTERISTICS >

IEC 60332-1-2, IEC 60332-3-22, IEC 61034-2, IEC 60754-1 & -2

MECHANICAL PROPERTIES >

Temperature range	
during operation	-25 °C to +80 °C
during installation	-10 °C to +80 °C
Bending radius	
during operation	15 × D
during installation	15 × D

BizLink SeaLine® Installation wires



APPLICATION >

For fixed and flexible installation in switch cabinets, terminal boxes, control panels, devices and other connecting elements of commercial ships without constant exposure to oil, grease and other lubricants.

The cables meet the technical requirements of the standards IEC 600092-350, IEC 60092-360, IEC 60092-376, IEC 60092-353.

BURNING CHARACTERISTICS >

IEC 60332-1-2, IEC 60332-3, IEC 61034-2, IEC 60754-1 & -2

MECHANICAL PROPERTIES >

Temperature range	
during operation	-25 °C to +140 °C
during installation	-10 °C to +80 °C
Bending radius	
during operation	5 × D
during installation	4 × D

CABLE CONSTRUCTIONS >

Available cross sections 0.5 mm² – 95 mm²
Standard colours: Black, white, red, green-yellow, further colours on request

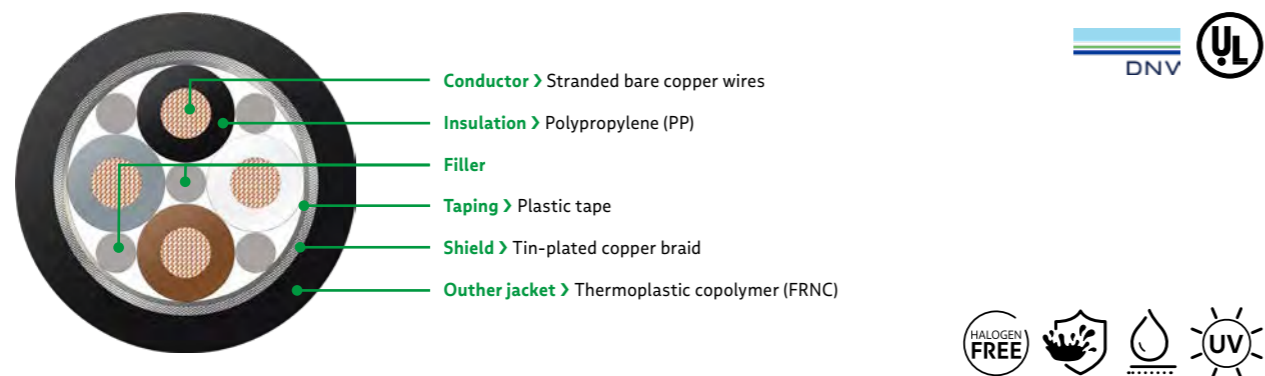
CABLE CONSTRUCTION		
Designation	Inner conductor	Order no.
SHF1-RG6	ST-DR-BL	L45466-D15-B256
SHF2-RG6	ST-DR-BL	L45466-D15-B266
SHF1-RG11	CU-LI-VZ	L45466-D18-B156
SHF2-RG11	CU-LI-VZ	L45466-D18-B166
SHF1-RG12	CU-LI-VZ	L45466-D18-B196
SHF2-RG12	CU-LI-VZ	L45466-D18-B206
SHF1-RG58	CU-LI-VZ	L45466-B13-B266
SHF2-RG58	CU-LI-VZ	L45466-B13-B276
SHF1-RG59	CU-DR-BL	L45466-D14-B136
SHF2-RG59	CU-DR-BL	L45466-D14-B146
SHF1-RG213	CU-LI-BL	L45466-B18-B56
SHF2-RG213	CU-LI-BL	L45466-B18-B66
SHF1-RG214	CU-LI-VS	L45466-B18-B76
SHF2-RG214	CU-LI-VS	L45466-B18-B86

Cable construction >
 ST = copper-clad-steel BL = bare
 CU = copper VZ = tin-plated
 DR = solid conductor VS = silver-plated
 LI = stranded conductor

CABLE CONSTRUCTION		
No. of cores	Nom. cross section mm ²	Order no.
1	4, 6, 10, 16, 25, 35, 50, 70, 95	on request
1	0.5; 0.75; 1; 1.5; 2.5	on request



BizLink SeaLine® Power cables 0.6/1 kV



APPLICATION >

Power cables for fixed installation on and below deck of commercial ships without constant exposure to oil, grease and other lubricants.

The cables meet the technical requirements of the standards in accordance with IEC 600092-350, IEC 60092-353, IEC 60092-360.

Optimized for Ballast Water Treatment Systems
 BWTS Compact Clean

BURNING CHARACTERISTICS >

IEC 60332-1-2, IEC 60332-3-22, IEC 61034-2, IEC 60754-1 & -2

TECHNICAL DATA >

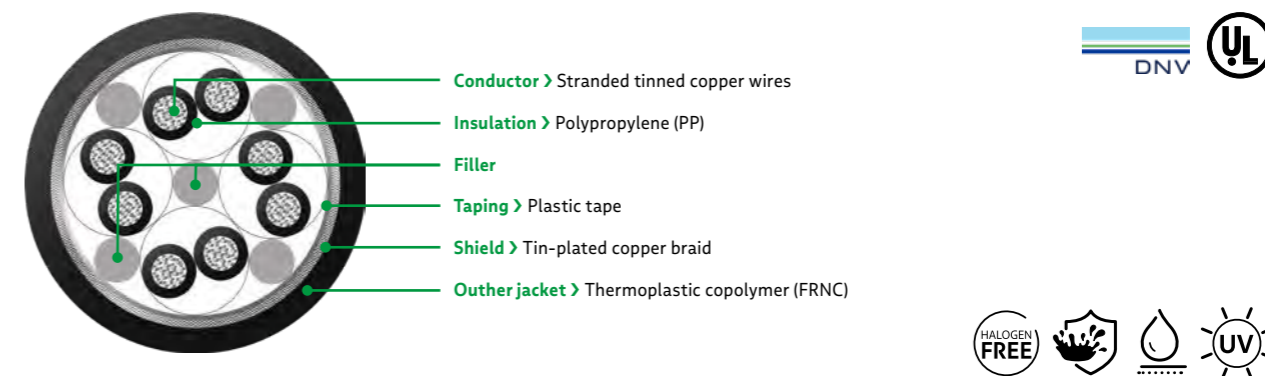
Insulation resistance	≥10 MΩ·km
Operation voltage	0.6 kV / 1 KV
Testing voltage (core/core/shield)	1500 V

MECHANICAL PROPERTIES >

Temperature range	
during operation	-20 °C to +90 °C
during installation	-10 °C to +90 °C

CABLE CONSTRUCTION		
No. of cores	Nom. cross section mm²	Order no.
1 to 10	1; 1.5; 2.5	on request
1 to 5	4; 6; 10; 16; 25; 35	on request
1	50; 70; 95; 120; 150; 185	on request

BizLink SeaLine® Control cables



APPLICATION >

Control cables for fixed installation on and below deck of commercial ships without constant exposure to oil, grease and other lubricants.

The cables meet the technical requirements of the standards in accordance with IEC 600092-350, IEC 60092-360, IEC 60092-376.

BURNING CHARACTERISTICS >

IEC 60332-1-2, IEC 60332-3-22, IEC 61034-2, IEC 60754-1 & -2

TECHNICAL DATA >

Conductor resistance	58 Ω/km
Insulation resistance	≥1.5 GΩ/km
Operating voltage (max.)	300 V
Testing voltage (core/core/shield)	2000 V

MECHANICAL PROPERTIES >

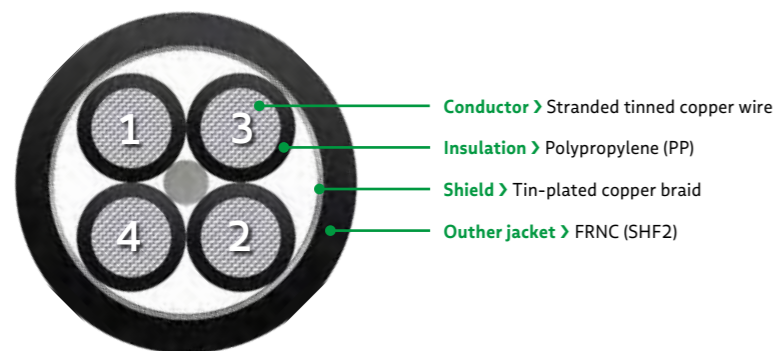
Temperature range	
during operation	-20 °C to +90 °C
during installation	-10 °C to +90 °C

CABLE CONSTRUCTION		
No. of cores	Nom. cross section mm²	Order no.
1 to 10	0.75	on request



BizLink SeaLine® High temperature cables

pair design, halogen free types



APPLICATION >

For connecting fixed and sporadically moving parts inside and outside of marine applications. These halogen free SHF2 sheathed cables have very good fire safety characteristics and resistance to high temperatures, which allows them to be used in an extremely wide range of applications.

The cables meet the technical requirements of the standards in accordance with IEC 60092-376, IEC 60092-360.

BURNING CHARACTERISTICS >

IEC 60332-1-2, IEC 60332-3-22, IEC 61034-2, IEC 60754-1 & -2

TECHNICAL DATA >

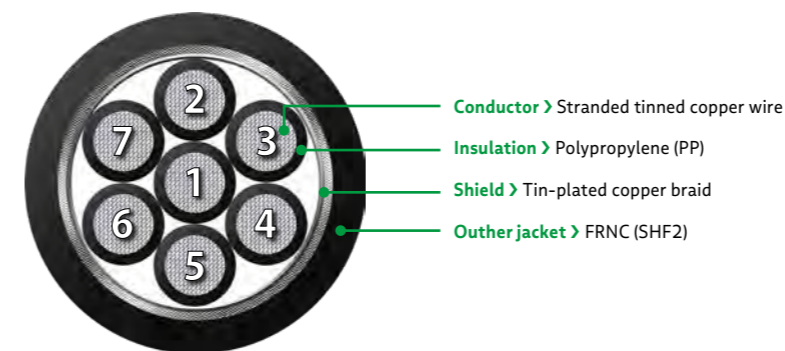
Insulation resistance	≥500 MΩ·km
Operating voltage	150 V/250 V
Testing voltage (core/core/shield)	3000 V

MECHANICAL PROPERTIES >

Temperature range	during operation	-30 °C to +120 °C
	during installation	-10 °C to +120 °C
Bending radius	during operation	10 × D
	during installation	7.5 × D

BizLink SeaLine® High temperature cables

multicore design, halogen free types



APPLICATION >

For connecting fixed and sporadically moving parts inside and outside of marine applications. These halogen free SHF2 sheathed cables have very good fire safety characteristics and resistance to high temperatures, which allows them to be used in an extremely wide range of applications.

The cables meet the technical requirements of the standards in accordance with IEC 60092-376, IEC 60092-360.

BURNING CHARACTERISTICS >

IEC 60332-1-2, IEC 60332-3-22, IEC 61034-2, IEC 60754-1 & -2

TECHNICAL DATA >

Insulation resistance	≥500 MΩ·km
Operating voltage	150 V/250 V
Testing voltage (core/core/shield)	3000 V

MECHANICAL PROPERTIES >

Temperature range	during operation	-40 °C to +120 °C
	during installation	-10 °C to +120 °C
Bending radius	during operation	10 × D
	during installation	7.5 × D

CABLE CONSTRUCTION

No. of cores	Nom. cross section mm ²	Order no.
4×2 to 5×2	0.5	on request
1×2 to 24×2	0.75	on request
2×2 to 4×2	1.5	on request

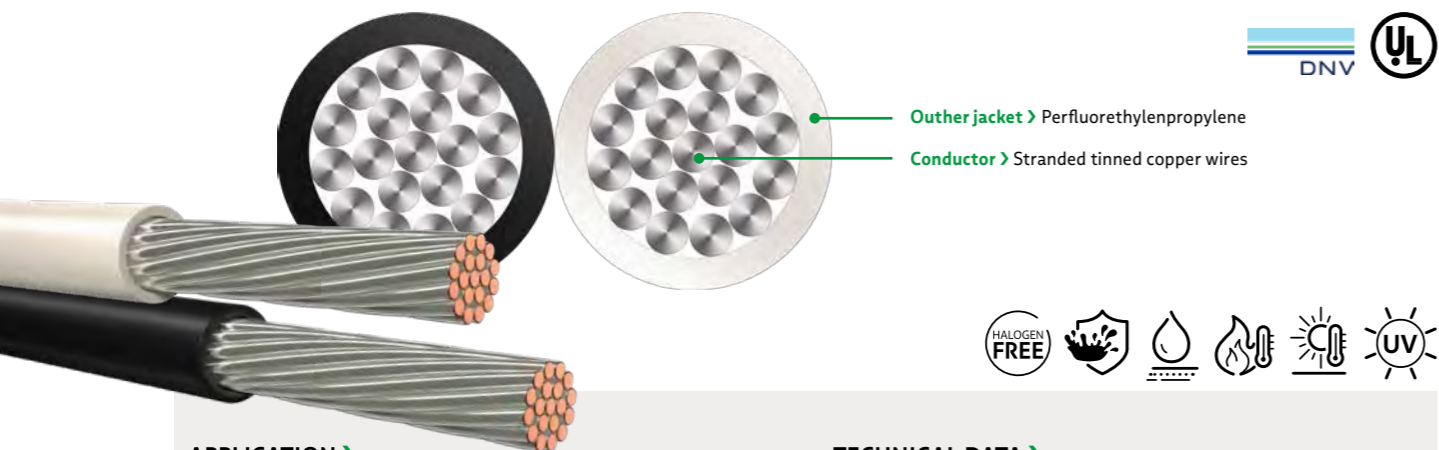
CABLE CONSTRUCTION

No. of cores	Nom. cross section mm ²	Order no.
50	0.5	on request
2 to 50	0.75	on request
2 to 12	1.5	on request
2 to 27	2.5	on request
2 to 5 / 6 / 10	6 / 10	on request



BizLink SeaLine® High temperature cables

FEP types, single or twisted



APPLICATION >

High temperature cable for connecting fixed and sporadically moving parts inside and outside of marine applications. These FEP sheathed cables have very good fire safety characteristics and resistance to high temperatures, which allows them to be used in an extremely wide range of applications. The cables meet the technical requirements of the standard IEC 60092-350.

BURNING CHARACTERISTICS >

IEC 60332-1-2

TECHNICAL DATA >

Operating voltage	150 V/250 V
Test voltage	2000 V

MECHANICAL PROPERTIES >

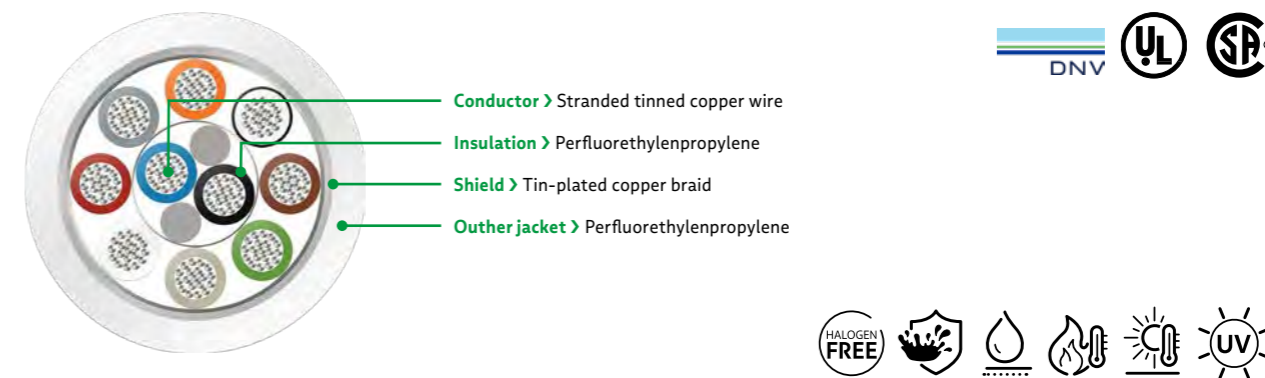
Temperature range during operation	-150 °C to +200 °C
Temperature range during installation	-65 °C to +180 °C

CABLE CONSTRUCTION

No. of cores	Nom. cross section mm ²	Order no.
1 or 2 twisted or 3 twisted	0.5 to 50	on request

BizLink SeaLine® High temperature cables

FEP types, multicore design



APPLICATION >

High temperature cable for connecting fixed and sporadically moving parts inside and outside of marine applications. These FEP sheathed cables have very good fire safety characteristics and resistance to high temperatures, which allows them to be used in an extremely wide range of applications. The cables meet the technical requirements of the standard in accordance with IEC 60092-350 and IEC 60092-376

BURNING CHARACTERISTICS >

IEC 60332-1-2

TECHNICAL DATA >

Operating voltage	150 V/250 V
Test voltage	2000 V

MECHANICAL PROPERTIES >

Temperature range during operation	-150 °C to +200 °C
Temperature range during installation	-65 °C to +180 °C
Bending radius	> 4 × outer Ø min.
Fixed installation	> 8 × outer Ø min.
Occasionally moved	> 8 × outer Ø min.

CABLE CONSTRUCTION

No. of cores	Nom. cross section mm ²	Order no.
2 to 12	0.5 to 4	on request
1 to 4	6 to 10	on request



BizLink SeaLine®

CUSTOM DESIGN

Customised cables – for space and functionality reasons, it is often necessary to combine a wide variety of different design elements in a cable.

This is a core competence of BizLink as an experienced manufacturer of special cables.

BizLink provides a wide range of hybrid solutions >

Hybrid solutions >

For use on cargo ships, ferries, RO/RO vessels and cruise ships. Designed and manufactured to the technical requirements of the following standards:

- IEC 60092 Part 350
- IEC 60092 Part 353
- IEC 60092 Part 360
- IEC 60092 Part 370
- IEC 60092 Part 376
- IEC 60092 Part 379

Fire resistance requirements are met in accordance with customer demands (IEC 60332-1-2 as well as 60332-3-22). Cable design and choice of materials will be done accordingly.

All cables can be made with the option of either SHF 1 (and cross-linked) or SHF 2 (cross-linked, oil resistant or mud resistant) jacket materials.

These components can be integrated in a hybrid cable:

- **POWER CORES** rated for voltage up to 0.6/1 kV
- **CONTROL CORES**
single, paired, triple or quadruple BUS elements
- **DATA CABLES** up to CAT 7 transmission rates
- **COAXIAL ELEMENTS**
- **TRIAxIAL ELEMENTS**
- **FIBER OPTICS**
- **MEDIA HOSES**
- **SERVED WIRE** braided and/or foil shielding
- **INTERMEDIATE JACKETS**
- **FILLERS** and **EXTRUDED FILLING COMPOUNDS**
- **STRAIN RELIEF ELEMENTS**

If required, these hybrid cables are tested and approved by approval boards.

Assembled cables & cable systems

All-in solutions
from a single source



BizLink provides measurable benefits with ready-to-fit cables and system solutions >

Close cooperation with the customers include not only precise analysis of the cable installation and the operating conditions, but also the choice of suitable components and the optimization of existing solutions. We realize also prototyping and serial production. We invite you to benefit from our long term experience to create the best solution for your application.

We are able to develop and produce

- **Variations of the cables, presented in the catalogue**
- **Customised hybrid cable designs**
- **Cable assemblies**
- **Complete cabling systems**
- **Wiring of complete modules and components**

Among other products, we assemble

- **Round and ribbon cables**
- **Data transmission copper based cables**
- **Fiber optic cables**
- **Coaxial cables**
- **Special cables tailored to customers specifications**



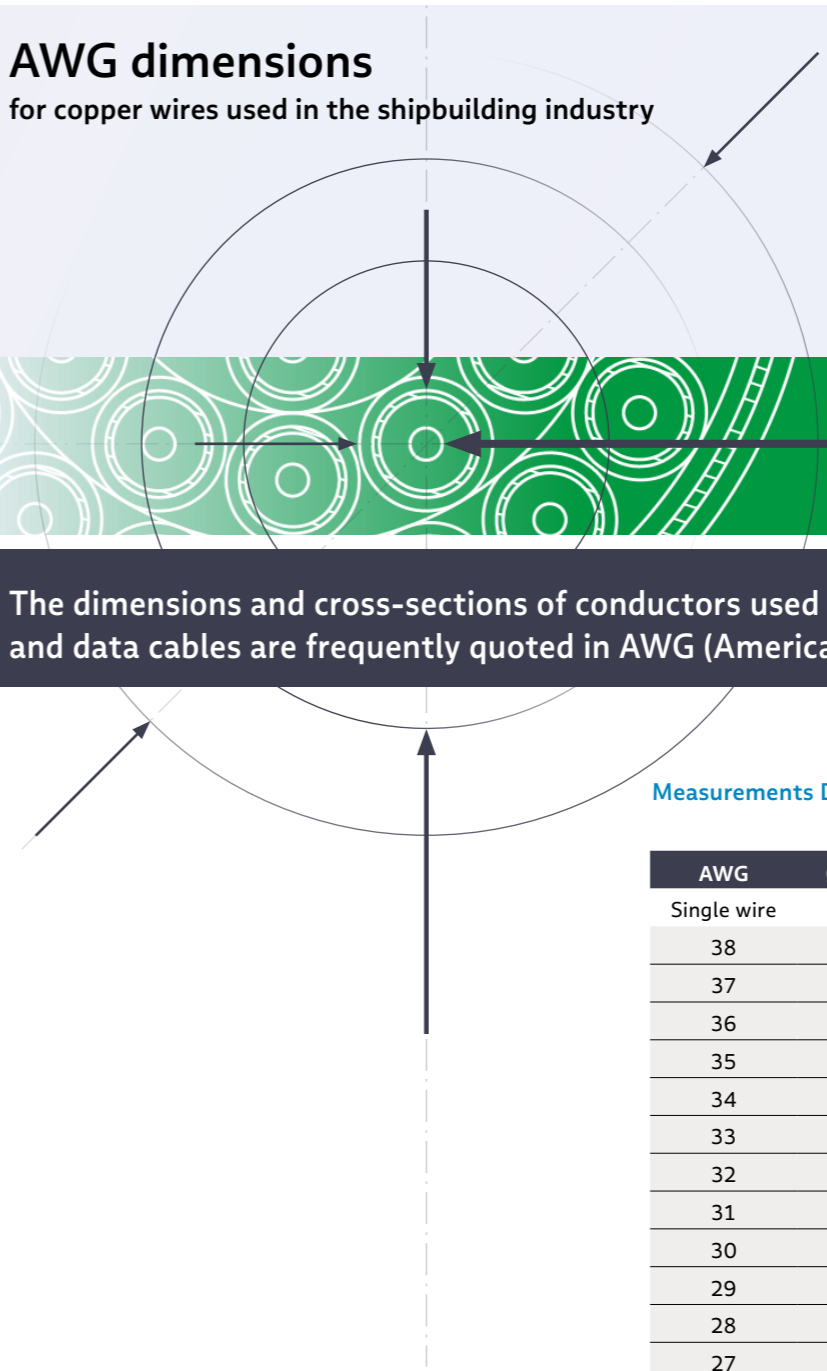
BizLink Onboard services

Seamless integration, maximum efficiency



AWG dimensions

for copper wires used in the shipbuilding industry



The dimensions and cross-sections of conductors used in information and data cables are frequently quoted in AWG (American Wire Gauge).

Technical excellence Onboard

The world of shipping is demanding and dynamic. In this environment, professional installation and maintenance is critical to ensure the smooth operation of your ships. At BizLink, we provide world-class onboard installation services tailored to the specific needs of the maritime industry.

- Our services include:
- Replacement materials required on ships
 - Maintenance and repair work on ships
 - Installation and commissioning of data networks including certification

With the expanded range, BizLink wants to become a complete supplier for all low-voltage requirements on ships.

Measurements Dimensions according to ASTM

AWG	Ø of wire mils	Ø of wire mm	cross-section mm²
Single wire			
38	4.0	0.102	0.0082
37	4.5	0.144	0.0163
36	5.0	0.127	0.0127
35	5.6	0.142	0.0158
34	6.3	0.160	0.0201
33	7.1	0.180	0.0254
32	8.0	0.203	0.0324
31	8.9	0.226	0.0401
30	10.0	0.254	0.0507
29	11.3	0.287	0.0647
28	12.6	0.320	0.0804
27	14.2	0.361	0.1024
26	15.9	0.404	0.1282
25	17.9	0.455	0.1626
24	20.1	0.511	0.2051
23	22.6	0.574	0.2588
22	25.3	0.643	0.3247

AWG	Construction	cross-section	
Conductor	no. of wires/AWG	cmils	mm²
26	7/AWG 34	253	0.128
24	7/AWG 32	404	0.205
	19/AWG 36		
22	7/AWG 30	640	0.324
	19/AWG 34		



Colour code

acc. to Standard DIN 47100

Abbreviation of the core colours

acc. to standard IEC 60757



Specification of the core colours for instrumentation/ control cables

Abbreviation of the core colours in technical specifications

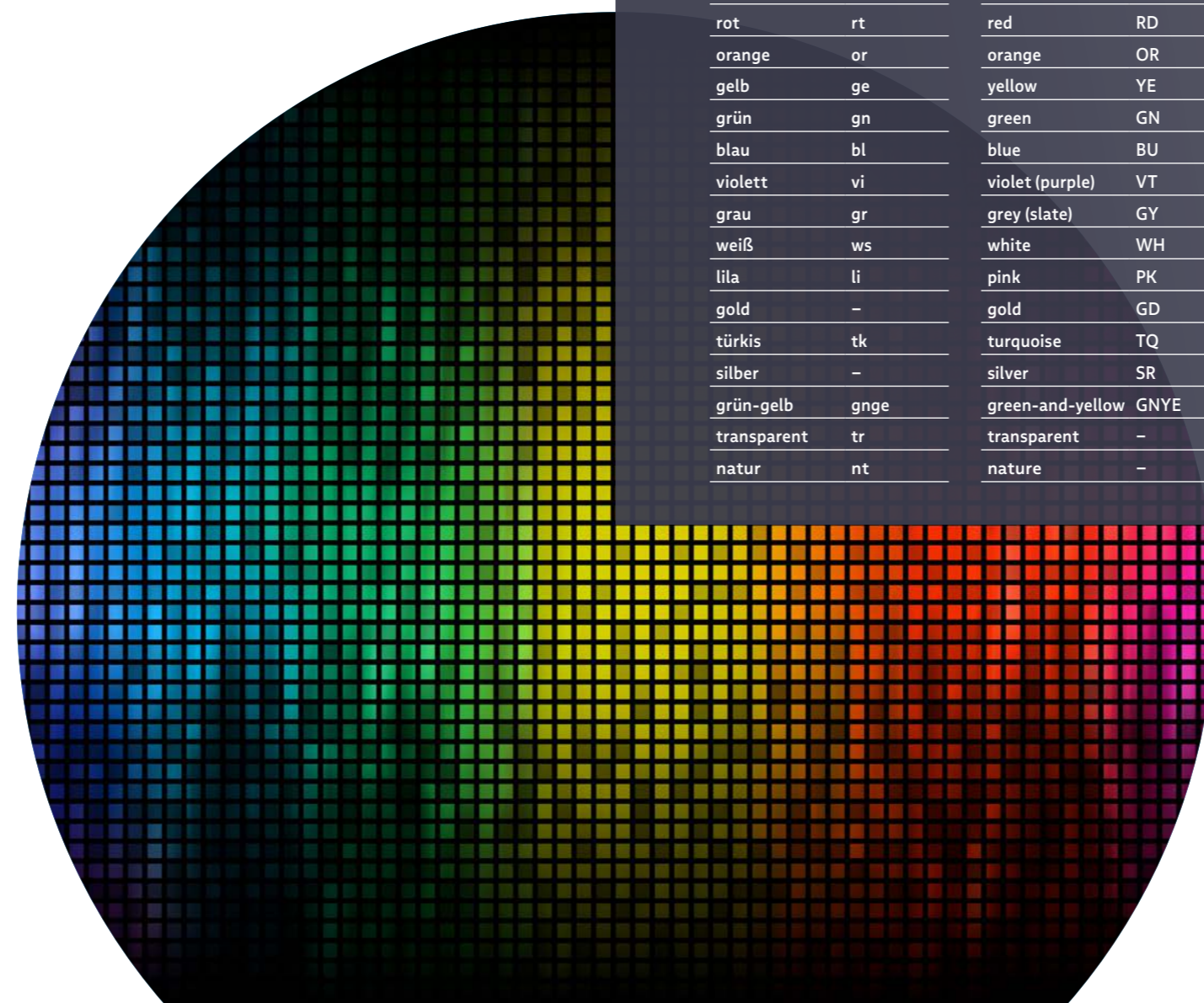
Core colours pursuant to the DIN VDE 0293-308 standard
Since 2003, the core colours for cable and conductors for current loads of 220 V and above have been specified in this standard.

pair no.	colour*	
1	white/brown	
2	green/yellow	
3	grey/pink	
4	blue/red	
5	black/purple	
6	grey-pink/red-blue	
7	white-green/brown-green	
8	white-yellow/yellow-brown	
9	white-grey/grey-brown	
10	white-pink/pink-brown	
11	white-blue/brown-blue	
12	white-red/brown-red	
13	white-black/brown-black	
14	grey-green/yellow-grey	
15	pink-green/yellow-pink	
16	green-blue/green-red	
17	green-red/yellow-red	
18	green-black/yellow-black	
19	grey-blue/pink-blue	
20	grey-red/pink-red	
21	grey-black/pink-black	
22	blue-black/red-black	
23	white/brown	
24	green/yellow	

* a twin colour designation such as "white/green" means a two-colour core with white as the base colour and green as the additional colour.

colour	short mark	colour	short mark
german	german	english	english
schwarz	sw	black	BK
braun	bn	brown	BN
rot	rt	red	RD
orange	or	orange	OR
gelb	ge	yellow	YE
grün	gn	green	GN
blau	bl	blue	BU
violett	vi	violet (purple)	VT
grau	gr	grey (slate)	GY
weiß	ws	white	WH
lila	li	pink	PK
gold	-	gold	GD
türkis	tk	turquoise	TQ
silber	-	silver	SR
grün-gelb	gnge	green-and-yellow	GNYE
transparent	tr	transparent	-
natur	nt	nature	-

	former colour code		current colour code	
	with GNYE	without GNYE	with GNYE	without GNYE
2 cores				
3 cores				
4 cores				
5 cores				

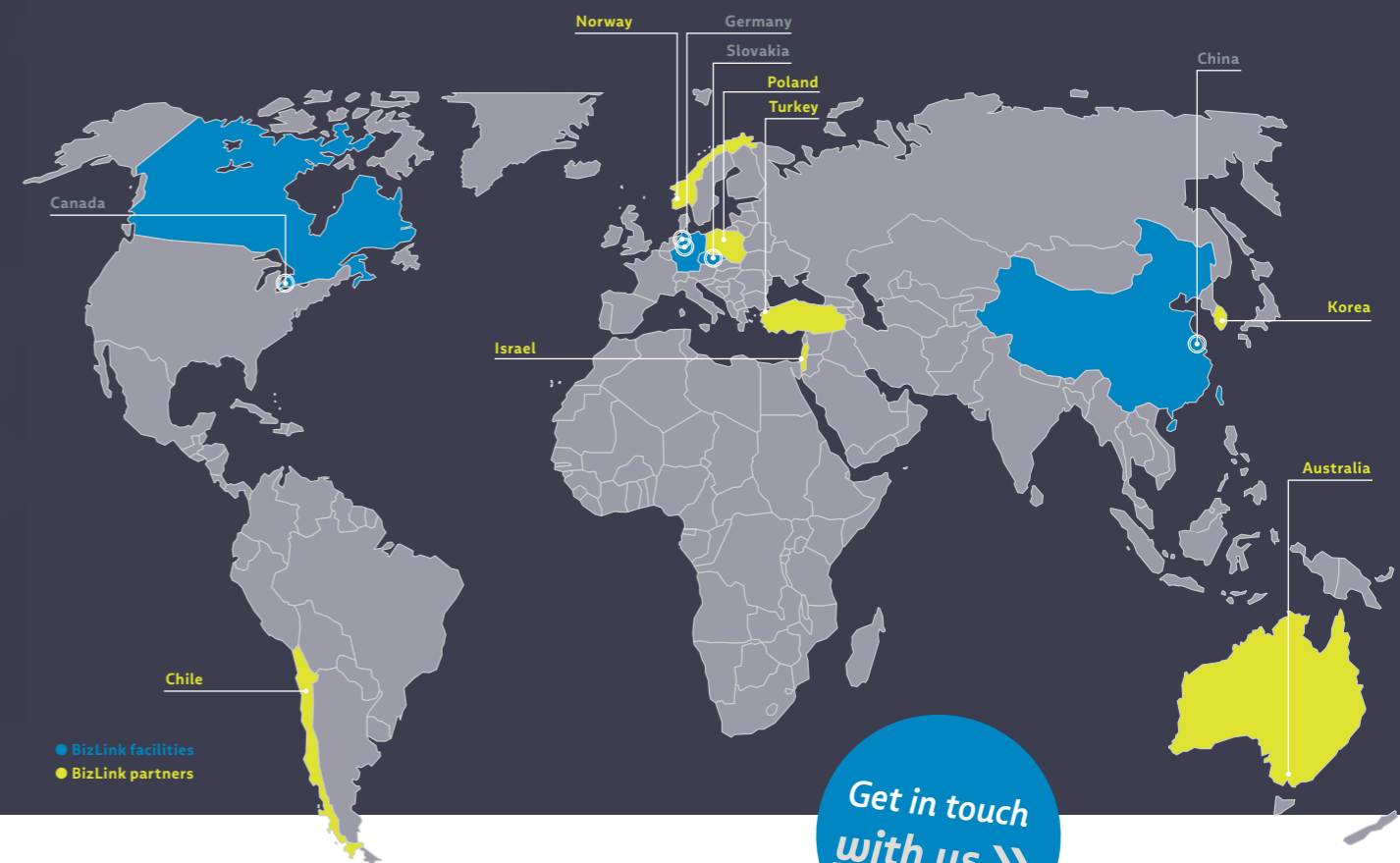


About BizLink Group

Sales network Marine – worldwide

BizLink

Find out more > www.bizlinktech.com



Get in touch with us >>

BizLink, founded in 1996, is headquartered in Silicon Valley, USA. Our mission is to make interconnection easier and to become the leading global interconnect solution supplier.

We support industries that are environmentally conscious and improve quality of life through providing essential components, wire harnesses, and cables to a wide variety of industries such as IT Infrastructure, Client Peripherals, Optical Fiber Communications, Telecom and Networking, Electrical Appliances, Healthcare, Factory Automation, Machinery and Sensors, Motor Vehicle, Rolling Stock, Marine, Industrial, and Solar.

In addition, with flexible production resources and global R&D teams in America, Europe, and Asia, BizLink always provides reliable interconnect solutions in close proximity to markets. BizLink also specializes in providing one-stop EMS and NPI services based on customer's requests.

At BizLink, we strive to keep collaborating closely with customers to turn their innovative ideas into reality.

Competence centers

Germany
BizLink Special Cables Germany GmbH
 Eschstrasse 1
 26169 Friesoythe, Germany
 T +49 4491 291-5010

BizLink elocab GmbH
 Obere Lerch 34
 91166 Georgensgmünd, Germany
 T +49 9172 6980-0

Slovakia
 BizLink Industry Slovakia Spol. s.r.o.

Canada
 BizLink elocab Ltd.

China
 BizLink Special Cables (Changzhou) Co., Ltd.

BizLink partner
 Australia
 Chile
 Israel
 Italy
 Korea
 Netherlands
 Norway
 Poland
 Turkey



Our Sales Network worldwide >

Interconnect Made Easy.

Marine

BizLink Special Cables Germany GmbH

Eschstrasse 1 · 26169 Friesoythe · Germany



marine.bizlinktech.com

marine_info@bizlinktech.com

[!\[\]\(0aff635c4179ba9e710b00f4b01d3b20_img.jpg\) Follow us on LinkedIn](#)

© 2023 BizLink Group. All rights reserved. Issue October 2023
BizLink and other trademarks are trademarks of BizLink Group or its
subsidiaries. Other trademarks may be trademarks of their respective
owners.
Specifications are subject to change without prior notice.